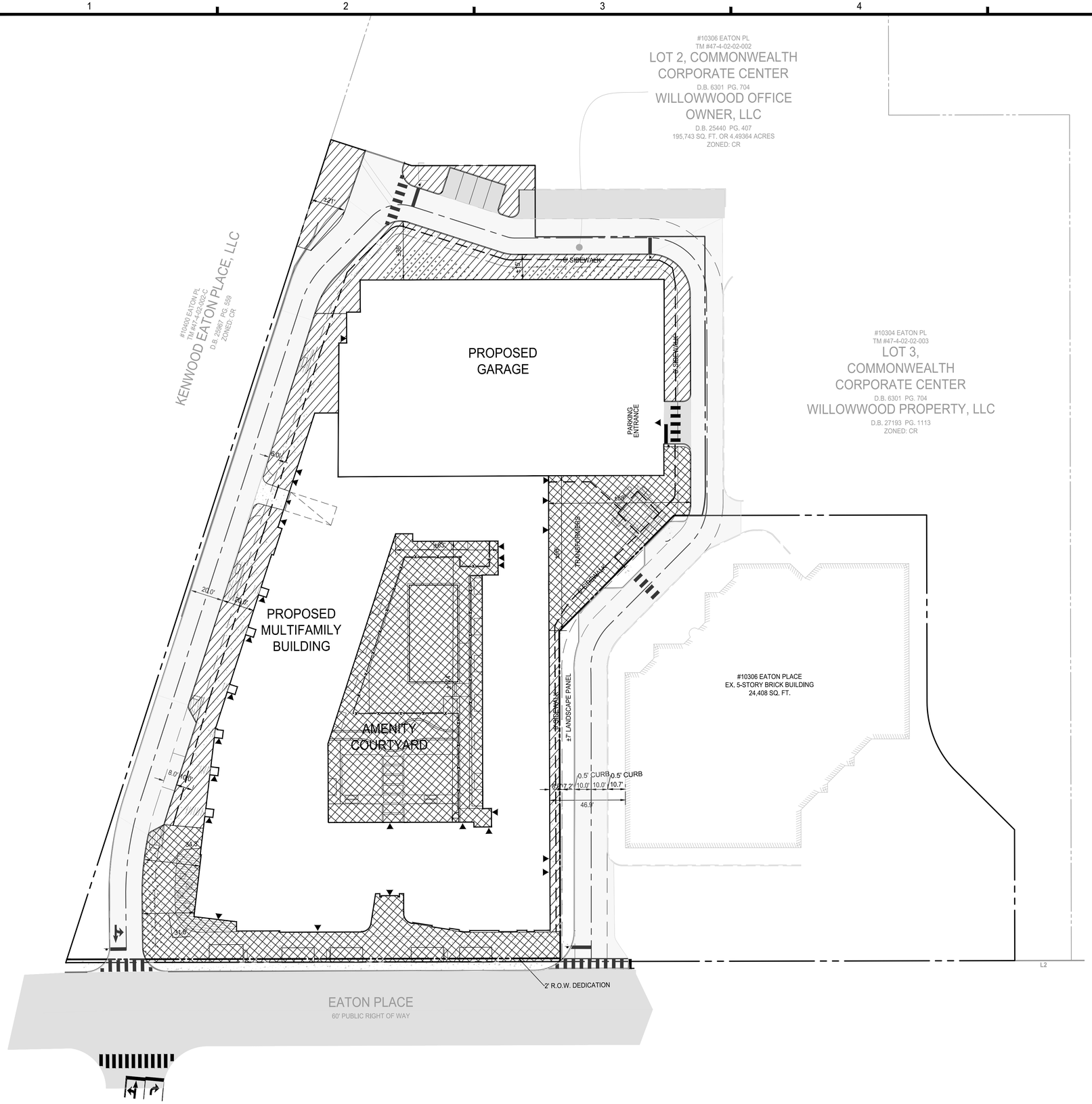

LEGEND & TABULATIONS

PROPOSED SITE AREA: ± 2.97 ac.

OPEN SPACE REQUIRED: NO REQUIREMENT

OPEN SPACE PROVIDED: ± 33% (± 1.0 ac.)

PHASE 1

OPEN SPACE, 50' WIDE OPEN SPACE
20% (± 0.6 ac.)

OPEN SPACE, 0' - 49' WIDE OPEN SPACE
13% (± 0.4 ac.)

PEDESTRIAN CIRCULATION

VIRGINIA STATE GRID NORTH
NAD 83

30 15 0 30 60
GRAPHIC SCALE
1" = 30'

christopher consultants
4035 ridge top road
suite 601
fairfax, va 22030
p 703.273.6820
engineering • surveying • land planning

COMMONWEALTH OF VIRGINIA
JOHN L. HELMS
Lic. No.52485
08/11/2023
PROFESSIONAL ENGINEER

N29 APARTMENTS
GENERAL DEVELOPMENT PLAN

CITY OF FAIRFAX, VA

MARK	DATE	DESCRIPTION
1	11-30-2022	ADDRESSED PER CITY COMMENTS
2	04-28-2023	ADDRESSED PER CITY COMMENTS
3	08-11-2023	ADDRESSED PER CITY COMMENTS

PROJECT No.: 21082.002.00
DRAWING No.: 111772
DATE: 2022-07-15
SCALE: 1" = 30'
DESIGN: ZY
DRAWN: ZY
CHECKED: JR

SHEET TITLE:

OPEN SPACE PLAN

SHEET No.

PI_900

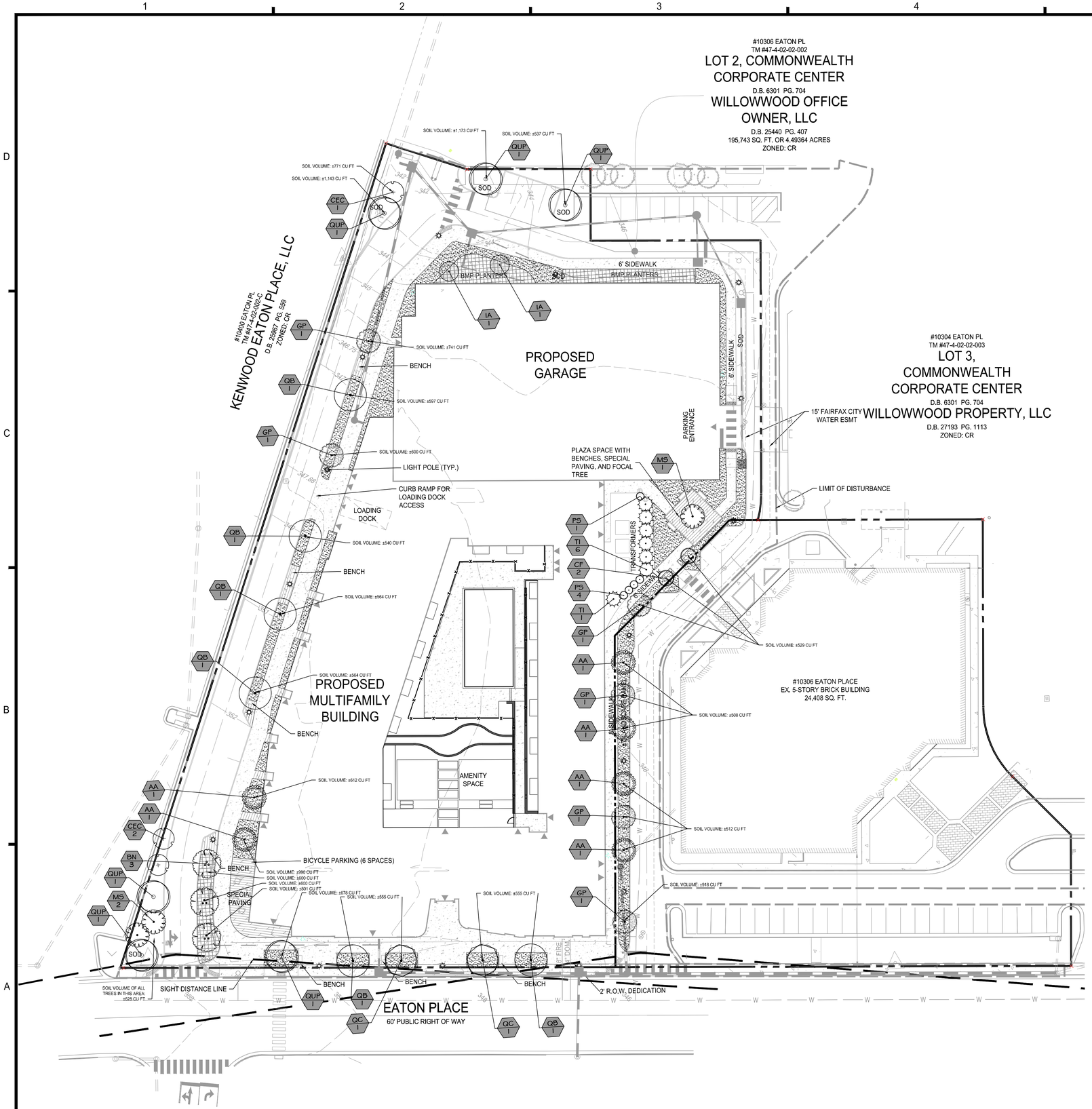

10-YEAR TREE CANOPY CALCULATIONS

TREE CANOPY REQUIRED				
GROSS SITE AREA				128,100 SF
TREE CANOPY COVERAGE REQUIRED				**NO REQUIREMENT**
TREE CANOPY PROVIDED				
PLANT TYPE	**STOCK SIZE**	**QUANTITY**	**CANOPY PER TREE**	**CANOPY PER TYPE**
CATEGORY IV-DECIDUOUS	3" CALIPER	15	250 SF	3,750 SF
CATEGORY III-DECIDUOUS	3" CALIPER	9	175 SF	1,575 SF
CATEGORY II-DECIDUOUS	3" CALIPER	8	125 SF	1,000 SF
CATEGORY I-DECIDUOUS	3" CALIPER	6	75 SF	450 SF
CATEGORY II-EVERGREEN	8' HT	2	100 SF	200 SF
CATEGORY I-EVERGREEN	8' HT	7	50 SF	350 SF
SUBTOTAL CANOPY AREA PROVIDED THROUGH TREE PLANTING				7,325 SF
TOTAL CANOPY AREA PROVIDED				7,325 SF
TOTAL CANOPY COVERAGE PROVIDED				**5.7 %**

NOTE
STREET TREES ARE BEING PROVIDED TO EXTENT POSSIBLE AS DISCUSSED WITH CITY STAFF.

AS PER ZONING ORDINANCE §4.5.5.C.1, TRANSITIONAL YARDS ON THE WEST, NORTH AND EAST SIDE ARE NOT REQUIRED.

PLANT SCHEDULE

TREES	QTY	BOTANICAL NAME	COMMON NAME	SIZE	CANOPY
AA	6	Acer rubrum 'Armstrong'	Armstrong Red Maple	3" Cal.	75 SF
BN	3	Betula nigra `BNMTF` TM	Dura Heat River Birch	3" Cal.	175 SF
CEC	3	Cercis canadensis	Eastern Redbud	3" Cal.	125 SF
CF	2	Cornus florida	Flowering Dogwood	3" Cal.	125 SF
GP	6	Ginkgo biloba `Princeton Sentry`	Princeton Sentry Maidenhair Tree	3" Cal.	175 SF
IA	2	Ilex opaca	American Holly	8` HT	100 SF
MS	3	Magnolia x soulangeana	Saucer Magnolia	3" Cal.	125 SF
QB	6	Quercus bicolor	Swamp White Oak	3" Cal.	250 SF
QC	2	Quercus coccinea	Scarlet Oak	3" Cal.	250 SF
QUP	6	Quercus phellos	Willow Oak	3" Cal.	250 SF
TI	7	Thuja x 'Green Giant'	Green Giant Arborvitae	8` HT	50 SF

SHRUBS	QTY	BOTANICAL NAME	COMMON NAME	SIZE
PS	5	Prunus laurocerasus 'Schipkaensis'	Schipka English Laurel	4` HT

GROUND COVERS	CODE	BOTANICAL NAME	COMMON NAME	SIZE
	SG	LOW SHRUBS AND GROUNDCOVERS, TBD		TBD
	SWM	STORMWATER BMP PLANTINGS, TBD		TBD

NOTE
PLANTING SCHEDULE MAY CHANGE AT TIME OF SITE PLAN, WITH APPROVAL FROM CITY URBAN FORESTER.

VIRGINIA STATE GRID NORTH
NAD 83

30 15 0 30 60
GRAPHIC SCALE
1" = 30'

PLEASE NOTE, FINAL DESIGN MAY VARY BASED ON FINAL ENGINEERING.

christopher consultants
4035 ridge top road
suite 601
fairfax, va 22030
p 703.273.6820
engineering • surveying • land planning

N29 APARTMENTS
GENERAL DEVELOPMENT PLAN

CITY OF FAIRFAX, VA

MARK	DATE	DESCRIPTION
1	11-30-2022	ADDRESSED PER CITY COMMENTS
2	04-28-2023	ADDRESSED PER CITY COMMENTS
3	08-11-2023	ADDRESSED PER CITY COMMENTS

PROJECT No.: 21082.002.00
DRAWING No.: 111772
DATE: 2022-07-15
SCALE: 1" = 30'
DESIGN: CM/ZY
DRAWN: ZY
CHECKED: CM

SHEET TITLE:

LANDSCAPE PLAN

SHEET No.
PI_910

STREETSCAPE SCHEMATIC PLAN:

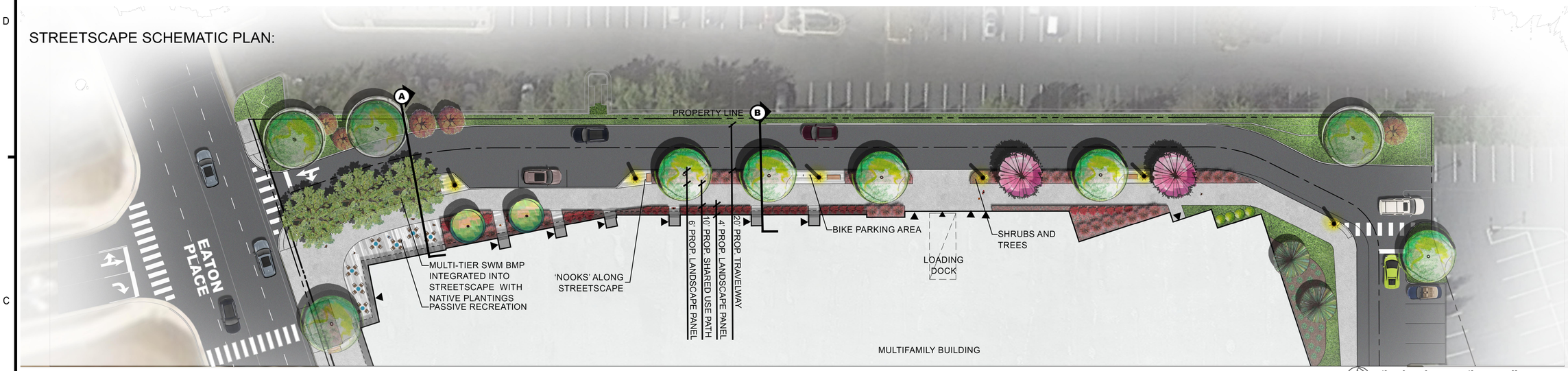

PRECEDENT IMAGERY:





TYPICAL STREETSCAPE SECTIONS:

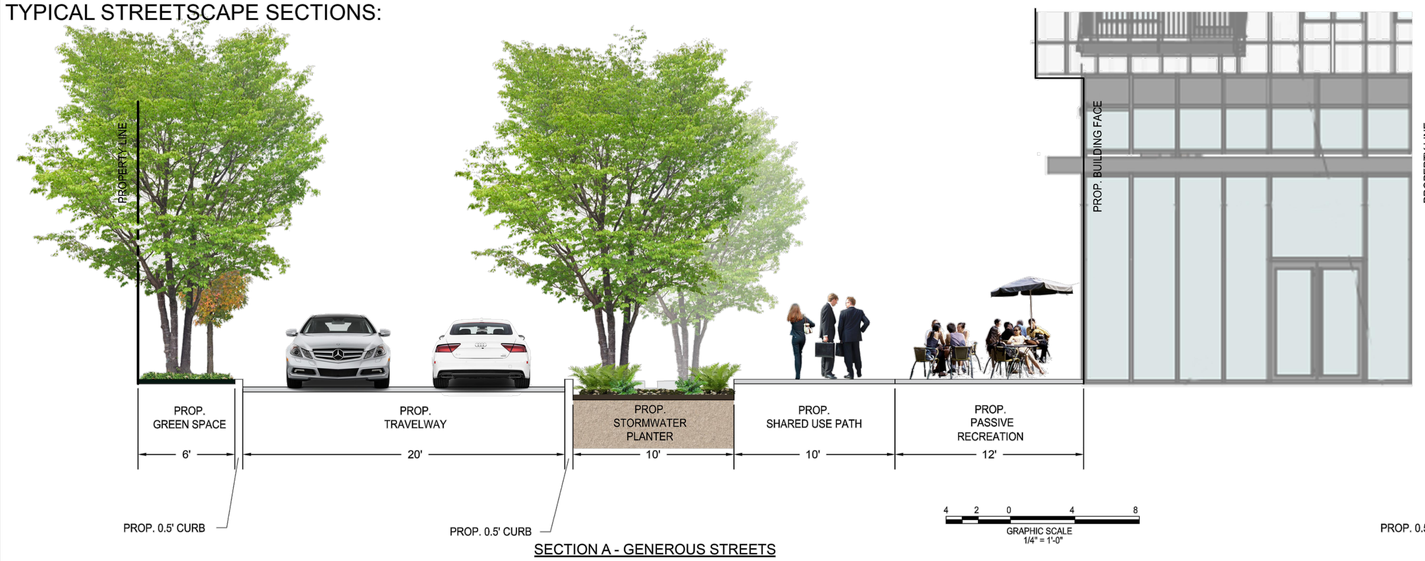

SECTION A - GENEROUS STREETS

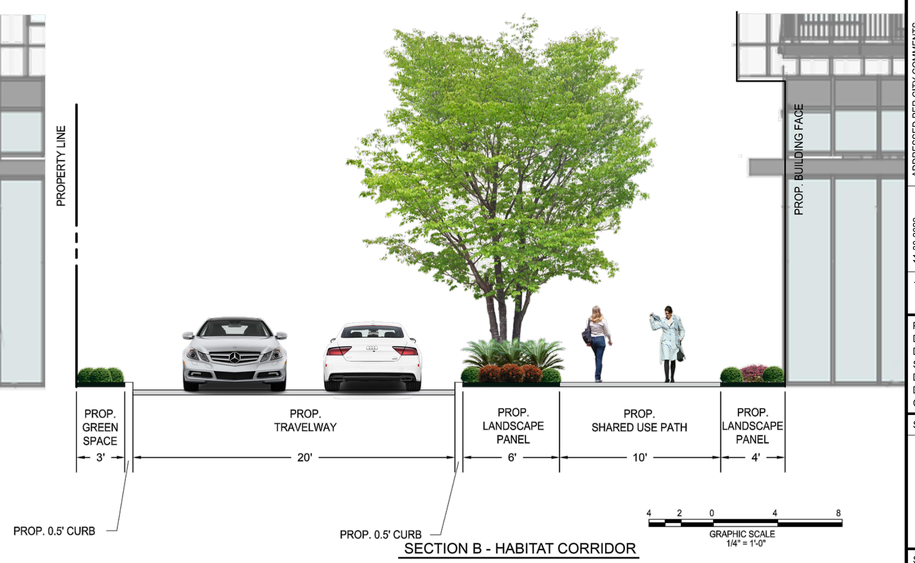

SECTION B - HABITAT CORRIDOR

PLEASE NOTE; ANY INFORMATION SHOWN ON THIS PAGE IS FOR ILLUSTRATIVE PURPOSES ONLY, PROVIDED TO DESCRIBE THE GENERAL CONCEPT OF THE DESIGN. FINAL DESIGN WILL LIKELY VARY FROM WHAT IS SHOWN ABOVE.

christopher consultants
4035 ridge top road
suite 601
fairfax, va 22030
p 703.273.6820
engineering • surveying • land planning

N29 APARTMENTS
GENERAL DEVELOPMENT PLAN

CITY OF FAIRFAX, VA

MARK	DATE	DESCRIPTION
1	11-30-2022	ADDRESSED PER CITY COMMENTS
2	04-28-2023	ADDRESSED PER CITY COMMENTS
3	08-11-2023	ADDRESSED PER CITY COMMENTS

PROJECT No.: 21082.002.00
DRAWING No.: 111772
DATE: 2022-07-15
SCALE: 1" = 30'
DESIGN: CM/ZY
DRAWN: ZY
CHECKED: CM

SHEET TITLE:

STREETSCAPE EXHIBIT

SHEET No.

PI_911

CORNER PLAZA AND INTERSECTION ALIGNMENT:

POCKET PARK:

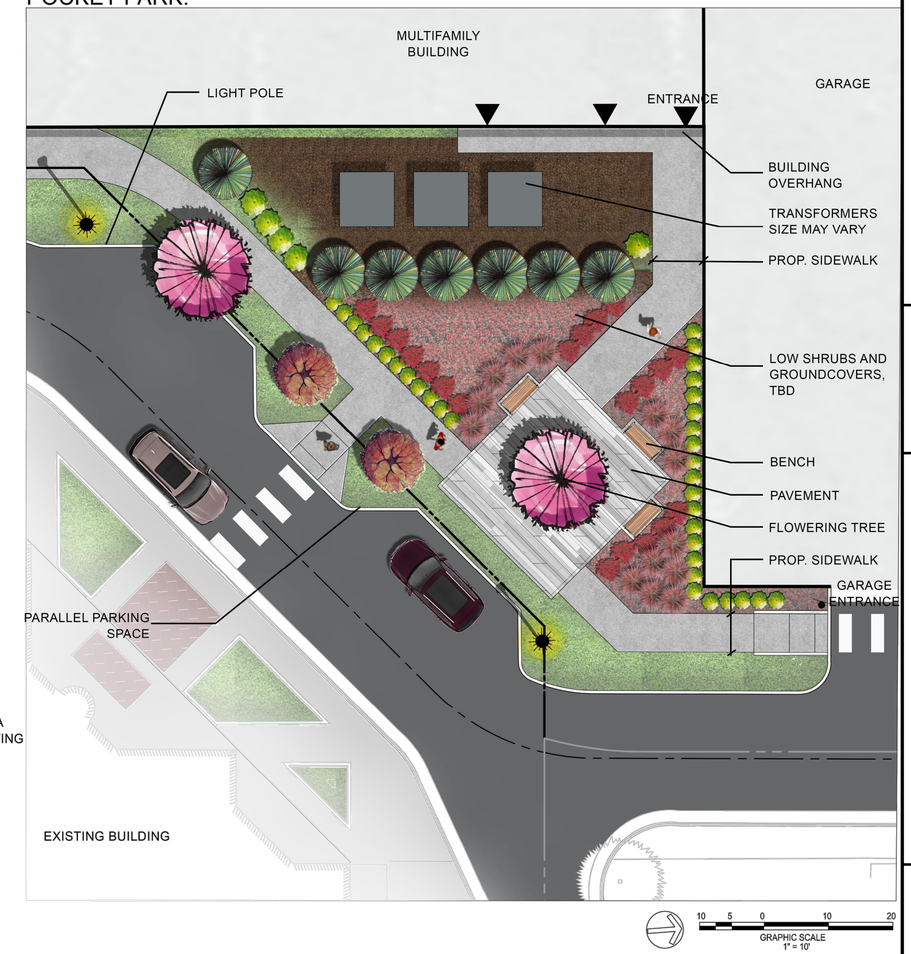

PRECEDENT IMAGERY:





PLEASE NOTE; ANY INFORMATION SHOWN ON THIS PAGE IS FOR ILLUSTRATIVE PURPOSES ONLY, PROVIDED TO DESCRIBE THE GENERAL CONCEPT OF THE DESIGN. FINAL DESIGN WILL LIKELY VARY FROM WHAT IS SHOWN ABOVE.

christopher consultants
4035 ridge top road
suite 601
fairfax, va 22030
p 703.273.6820
engineering • surveying • land planning

N29 APARTMENTS
GENERAL DEVELOPMENT PLAN

CITY OF FAIRFAX, VA

MARK	DATE	DESCRIPTION
1	11-30-2022	ADDRESSED PER CITY COMMENTS
2	04-28-2023	ADDRESSED PER CITY COMMENTS
3	08-11-2023	ADDRESSED PER CITY COMMENTS

PROJECT No.: 21082.002.00
DRAWING No.: 111772
DATE: 2022-07-15
SCALE: 1" = 30'
DESIGN: CM/ZY
DRAWN: ZY
CHECKED: CM

SHEET TITLE:

ENLARGEMENT PLAN

SHEET No.

PI_912

ccl General Landscape Specification Summary - Short Form (Rev. 4/19)

Specification: This is a summary of christopher consultants, ltd. general landscape specification. All work shall follow the procedures outlined in the specifications and details contained herein, which are designed to exceed current industry standards. Should there exist a discrepancy between this specification and the included construction details, the written specification shall take precedence.

References: In lieu of providing comprehensive proprietary specifications, the following are referenced to be general default specifications with the following modifications. These modifications and the construction details shown in this plan set shall take precedence over the general referenced specifications.

- "Landscape Specification Guidelines" Landscape Contractors Association of MD, DC, VA - Most current edition.
- "American Standard for Nursery Stock - ANSI Z60.1" by AmericanHort - Most Current Edition
- "TT-77 Recommended Turfgrass Cultivars for Certified Sod Production in Maryland" - Maryland Turfgrass Council
- ""Landscape Architecture/Design Specifications for Compost Use" - US Composting Council

If there are discrepancies or contradictions in specification sections or details, the stricter specification shall take precedence. A Request for Information (RFI) can also be submitted for clarification.

List of Plant Material: The contractor will verify plant quantities prior to bidding and any discrepancies shall be brought to the attention of the Owner's Representative. The Contractor shall furnish and install all plant materials required to complete the work as shown on the drawings. Quantities in the planting schedule shall take precedence over quantities graphically shown on the plan. Substitutions shall not be made without the written approval of the Owner's Representative.

Plant Identification: All trees shall be true to name as on plant schedule or shown on planting plans and shall be correctly labeled individually or in groups by genus, species, variety and cultivar. Labels are to remain intact until site is approved through agency inspection, substantial completion approval, or per Owner's Representative's instruction.

Plant Quality: All plant materials shall conform to the size and form standards set forth in the latest edition of AmericanHort's "American Standard for Nursery Stock - ANSI Z60.1". Above Ground: Trees shall be healthy with the color, shape, size, and distribution of trunk, stems, branches, buds and leaves typical of the plant specified. Any signs of stress, improper handling (wounds or broken branches), insect or disease damage, or dead/distorted branches should not be present. Trees shall have one central leader (unless otherwise specified) and grafts should be fully closed and visible above the soil line. Below Ground: A minimum of 3 structural roots should be reasonably distributed around the trunk (reject a tree with structural roots only on one side), the root crown should not be more than 2 inches below the soil line, the top 2 structural roots should not be more than 3 inches below the soil line when measured 4 inches away from the trunk. The top of the other structural root should not be more than 5 inches below the surface. The root system should be free of potentially stem-girdling or kinked roots above the root collar and main structural roots.

Inspection: Plants are to be inspected upon delivery to contractor by a contractor's representative and/or owner's representative. Trees not presenting proper form, incorrect variety, signs of poor health or over-stress, and girdling roots are to be rejected.

Storage & Transport: Plant materials should be protected from dessication during transport via breathable fabric covering the canopy and by watering rootball/pot thoroughly immediately prior to transport. Plant materials should be installed on day of delivery to site. If that is not possible, a temporary storage area can be constructed on-site. Plants are not to be stored on bare asphalt. If storage area is asphalt, cover bare asphalt with a layer of woodchips. Storage should be in shade, and plants be regularly watered at root-ball level, and spaced so foliage from one plant does not interfere with foliage of another. Tall plant materials are to remain upright during storage. Longer term storage plants are to be heeled-in or stored in mulch to the top of the container/root ball. Plant materials shall not be stored on-site for more than two weeks. Plants stored improperly or for too long may be subject to rejection and replacement dependent on ultimate planting condition.

Planting: Plantings shall be installed in accordance with details and specifications on this sheet. Details and specifications for other specific landscape items, such as tree preservation or erosion control may be found elsewhere in this drawing set on their own respective sheet. For items not specifically addressed by this plan set, refer to the latest edition of the "Landscape Specification Guidelines" developed by the Landscape Contractors Association of MD, DC, and VA. Should there be any ambiguities or questions, please utilize the formal RFI/Submittal process.

Trees: The planting hole diameter is to be at a minimum three times the diameter of the root ball. The depth of the planting hole shall be dug so that the shoulder of the root ball is level with the existing grade leaving the root flare slightly higher. When planting on a slope, the depth of the hole shall be dug so that the bottom of the root flare is at the level of the existing grade at the sides of the hole. If the planting hole is mechanically dug, the hole is to be scarified by slightly enlarging hole by hand digging the sides and bottom to prevent glazing. The sides of the hole should be vertical or sloping outwards. Holes are not to be dug when soil is saturated. For balled and burlapped trees, the wire root ball cage is to be removed and burlap is to be cut and completely removed from the top and a minimum of 8" to 12" down the side of the root ball. Do not fold burlap down into hole, it must be removed. Any synthetic materials are to be completely removed from the trunk and root ball. Backfill in lifts using the same soil dug to create the hole, being careful not to over-compact the soil. Inoculate backfill soil or rootball with an approved balanced (Endo/Ecto) commercial mycorrhizae application. Do not amend or add fertilizer unless expressly specified to do so or is part of the approved mycorrhizae innoculant product. Do not place any soil on top of root ball. Trees are to be mulched to full depth specified immediately after planting. A ½" layer of approved compost is to be placed under the mulch layer. Do not place mulch against tree trunk.

Staking: Staking (if any) is to be installed per the accompanying details, utilizing tree webbing straps with grommets to prevent wire from coming in contact with the tree. While not preferred, full tree webbing systems are also permissible if approved through submittal, and installed per manufacturer's instructions. Wire is to be tensioned to allow for 1/2 inch of deflection up or down, and tension shall be rechecked and adjusted on a regular basis. Staking is to be removed as soon as possible after one year. GARDEN HOSE IS NOT TO BE UTILIZED FOR STAKING.

Irrigation: For permanent systems, irrigation should be largely installed prior to plant installation to avoid having to disturb planting beds or move plants to accommodate the installation of the irrigation system. For sites with no permanent irrigation system, Trees are to be irrigated until established by the use of temporary water bags through one growing year or until established. Shrubs, perennial beds, and lawns are to be thoroughly hand-watered or by movable temporary irrigation (sprinklers or drip hose) as necessary to reflect local weather conditions. Watering is to be deep into the soil and infrequent, as opposed to light surficial watering performed often.

Shrubs: For container shrubs, the planting hole is to be dug 3 times the width of the intact container. The container is to be completely removed and the sides of the soil/root clump scarified with a sterile sharp knife. They shall be planted so that the top of the soil level of the container is no more than 1.5" above the original grade. For balled and burlapped shrubs, remove as much burlap as possible from the top and sides of the rootball. Do not fold burlap into hole. Plant with the root flare slightly higher than the surrounding grade. Backfill with soil dug to create the hole. Do not cover top of root ball/clump.

Ground Covers/Perennials: Beds are to be prepared by tilling well to a minimum depth of 6", and soils shall be amended by incorporating 1" of compost meeting the US Composting Council reference specification, 1" of worm castings and/or well decomposed commercially produced compost, or a Class A biosolid also meeting the referenced US Composting Council specification prior to planting. Apply 3" of shredded non-dyed hardwood mulch immediately after planting.

Compacted or Poorly Drained Soils: For sites with heavily compacted or poorly draining soils, alternate planting methods will need to be employed. Contact project Landscape Architect for additional planting details and specifications should either unforeseen condition be encountered.

Conflicts with Existing Roots: Proposed landscape may be shown to be planted in the Critical Root Zones of existing large trees. Should, in the course of planting, large woody roots be discovered belonging to adjacent large trees that are to be preserved, shift the planting location of the tree to be planted to avoid cutting the woody root. Should a suitable planting location not be found within the proximity of where a proposed tree is to be planted, contact the project landscape architect for alternate planting location and recording of the discrepancy for landscape inspection/approval purposes.

Irrigation: New plant materials are to be watered as necessary to maintain health. If no permanent irrigation system is installed, trees are to be watered until established through the use of temporary water bags. Shrubs, perennials, and ground covers shall be hand-watered. Infrequent deep watering is preferred to more frequent quick/shallow watering.

Lawn Areas:

Seeded Lawn Area: Areas to be seeded shall have planting soil tilled to a depth of 6" and free of stones greater than 1" diameter or length. Any amendments that are to be added should be tilled into soil prior to seeding. A seed mix composition chart shall be submitted for review prior to installation. Unless specified by the Owner's Representative, the seed mix must contain a minimum of three cultivars or types of grass in the blend, chosen from the recommended cultivars list of the most recent "TT-77 Recommended Turfgrass Cultivars for Certified Sod Production in Maryland" document produced by the University of Maryland and the Maryland Turfgrass Council. Use of cultivars also appearing on the Turfgrass Water Conservation Alliance approved list is encouraged. Seeds coatings that aid in germination, moisture retention and prevent loss to bird consumption are acceptable. Seeded areas are to be covered by a light and loose layer of rapidly degradable mulch such as straw or hydraulically applied cellulose. Use of erosion control blankets or any synthetic webbing is not permissible for lawn areas unless specified by the Owner's Representative.

Sodded Lawn Area: Unless a proprietary sod is specified by the Owner's Representative, sod must be of a Maryland or Virginia certified variety suited to the specific growing requirements of where it is to be installed. Grower and variety to be submitted to Owner's Representative for review prior to ordering. Certification documentation for all sod is to be provided to the Owner's Representative upon delivery. For installation on slopes, the Contractor shall use biodegradable sod spikes to secure sod in place. Metal sod staples are not to be utilized for installation.

Invasive Species: Existing invasive species are to be removed utilizing appropriate approved methods including in the invasive species management plan (if applicable) prior to the installation of new plant materials, and is subject to inspection, and is a factor in the Certification of Installation.

NOTE: These specifications and details are based on those developed by the Urban Tree Foundation, and have been improved to reflect current research and in planting. The ISA has also accepted and reference the UTF details in place of their own. The specifications and details illustrated in this plan set exceed the standards set in the ISA, LCA, and local jurisdictional planting details and specifications.

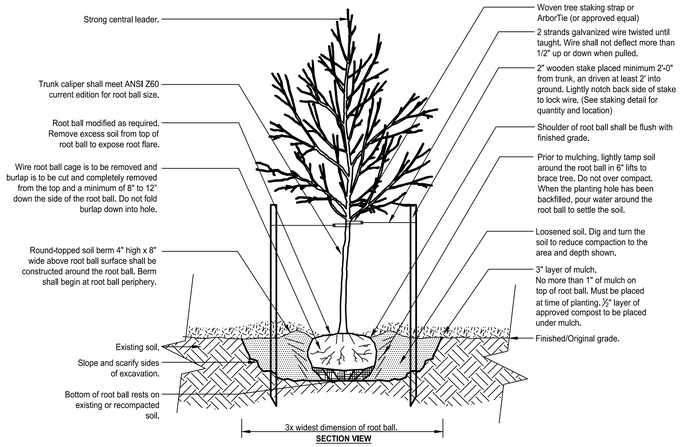

DECIDUOUS TREE PLANTING DETAIL
SCALE: NOT TO SCALE

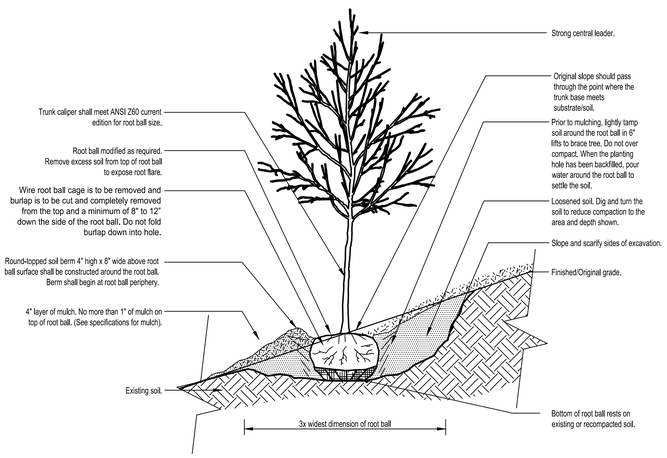

DECIDUOUS TREE SLOPE PLANTING DETAIL
SCALE: NOT TO SCALE

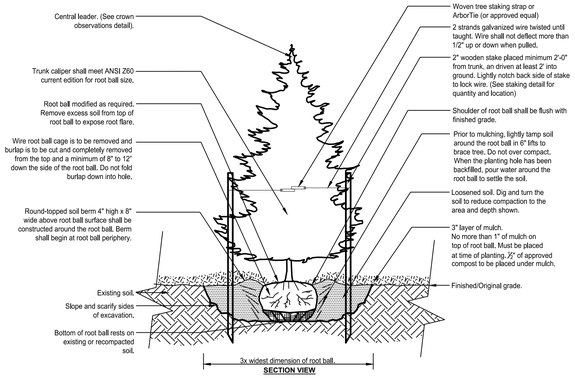

EVERGREEN TREE PLANTING DETAIL
SCALE: NOT TO SCALE

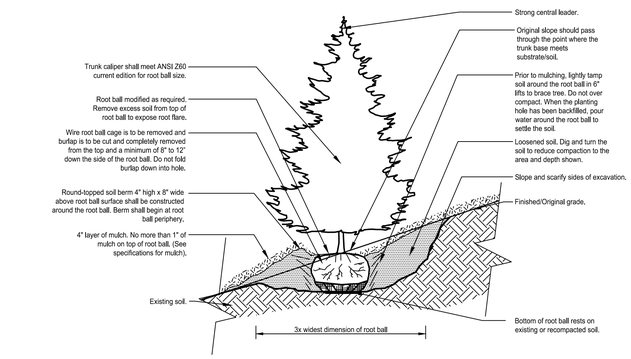

EVERGREEN TREE SLOPE PLANTING DETAIL
SCALE: NOT TO SCALE

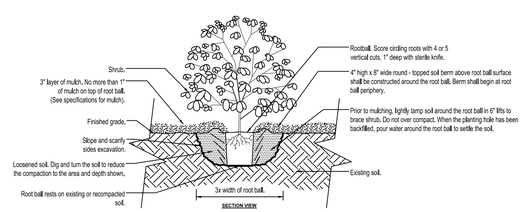

Notes:
1. For ball and burlapped shrubs, remove completely as much burlap as possible, minimum halfway down the side of the rootball. Do not fold burlap down into hole.
2. See specifications for further requirements related to this detail.

SHRUB PLANTING DETAIL
SCALE: NOT TO SCALE

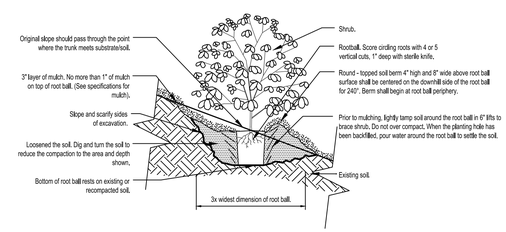

Notes:
1. For ball and burlapped shrubs, remove completely as much burlap as possible, minimum halfway down the side of the rootball. Do not fold burlap down into hole.
2. See written specifications for further requirements related to this detail.

SHRUB SLOPE PLANTING DETAIL
SCALE: NOT TO SCALE

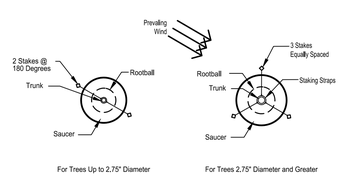

Notes:
1. Utilize only Arbor-tie or approved equal or staking straps against tree trunks.
2. Reference manufacturer's detail of approved system for installation instructions.
3. Wire tension (if used) should not allow greater than 1/2" of play in any direction.
4. Staking should be removed on year after planting or as instructed.

TREE STAKING DETAIL
SCALE: NOT TO SCALE

christopher consultants
4035 ridge top road
suite 601
fairfax, va 22030
p 703.273.6820
engineering • surveying • land planning

COMMONWEALTH OF VIRGINIA
JOHN L. HELMS
Lic. No.52485
08/11/2023
PROFESSIONAL ENGINEER

N29 APARTMENTS
GENERAL DEVELOPMENT PLAN

CITY OF FAIRFAX, VA

MARK	DATE	DESCRIPTION
1	11-30-2022	ADDRESSED PER CITY COMMENTS
2	04-28-2023	ADDRESSED PER CITY COMMENTS
3	08-11-2023	ADDRESSED PER CITY COMMENTS

PROJECT No.: 21082.002.00
DRAWING No.: 111772
DATE: 2022-07-15
SCALE: NOT TO SCALE
DESIGN: LBD
DRAWN: ZY
CHECKED: CM

SHEET TITLE:

LANDSCAPE DETAILS

SHEET No.

PI_920

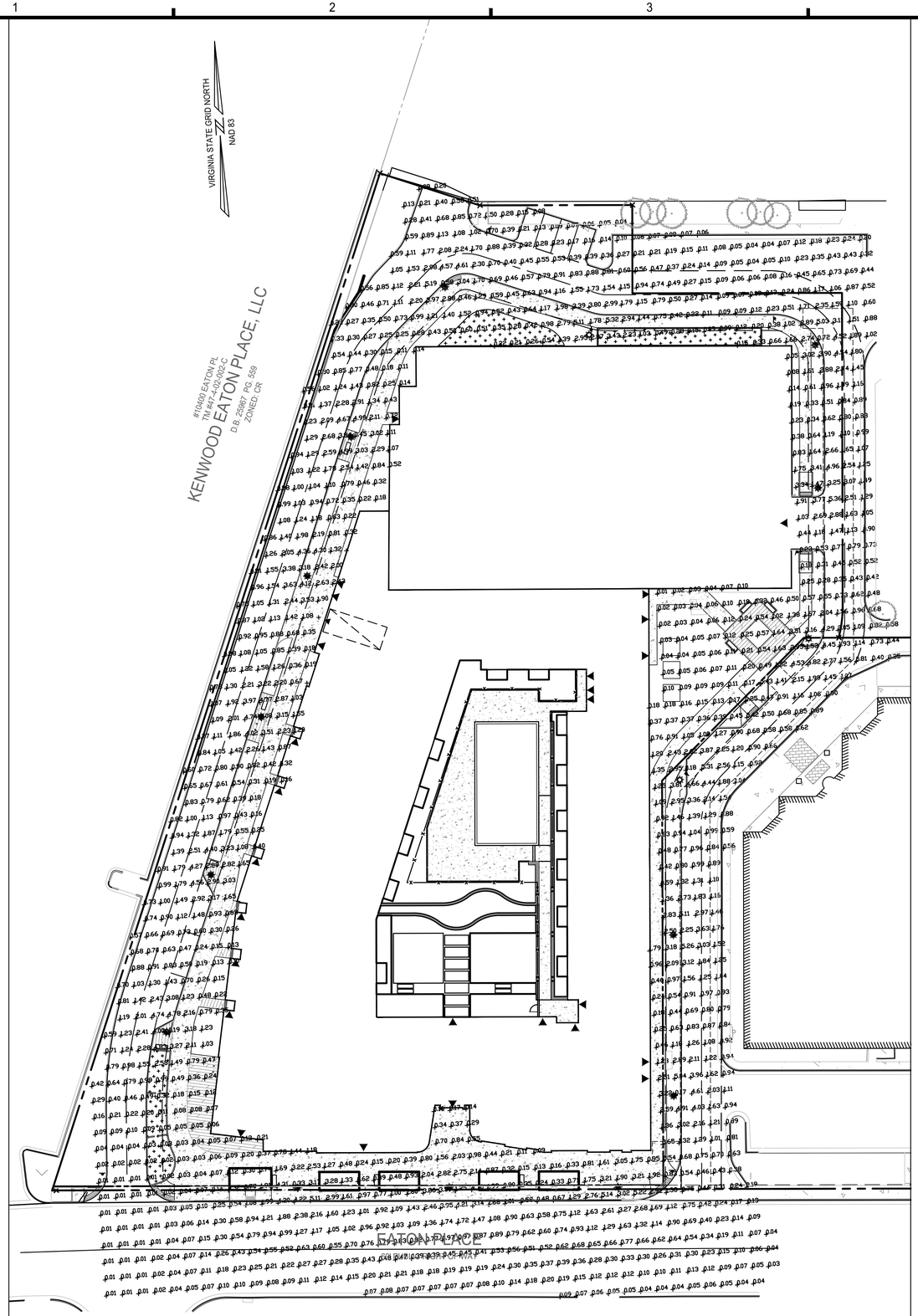

Numeric Summary							
Project: WILLOWWOOD							
Label	Calc. Type	Units	Avg.	Max	Min.	Avg./Min.	Max/Min.
WEST	Illuminance	Fc	1.00	5.35	0.01	99.57	535.00
NORTH	Illuminance	Fc	0.57	5.28	0.04	14.33	132.00
EAST	Illuminance	Fc	0.57	5.36	0.01	57.38	536.00
SOUTH	Illuminance	Fc	0.56	5.31	0.04	14.07	132.75

Luminaire Schedule				
Project: Willowwood				
Symbol	Qty.	Arrangement	Lumens (Nominal)	Description
✷	16	Single	11,500	Prop. LED Acorn - 14 ft Pole - Type III

30 15 0 30 60
GRAPHIC SCALE
1" = 30'

christopher consultants
4035 ridge top road
suite 601
fairfax, va 22030
p 703.273.6820
engineering • surveying • land planning

COMMONWEALTH OF VIRGINIA
JOHN L. HELMS
Lic. No.52485
08/11/2023
PROFESSIONAL ENGINEER

N29 APARTMENTS
GENERAL DEVELOPMENT PLAN

CITY OF FAIRFAX, VA

MARK	DATE	DESCRIPTION
1	11-30-2022	ADDRESSED PER CITY COMMENTS
2	04-28-2023	ADDRESSED PER CITY COMMENTS
3	08-11-2023	ADDRESSED PER CITY COMMENTS

PROJECT No.: 21082.002.00
DRAWING No.: 111772
DATE: 2022-07-15
SCALE: AS SHOWN
DESIGN: LBD,ZY
DRAWN: ZY
CHECKED: JR

SHEET TITLE:

LIGHTING PLAN

SHEET No.
PI_950

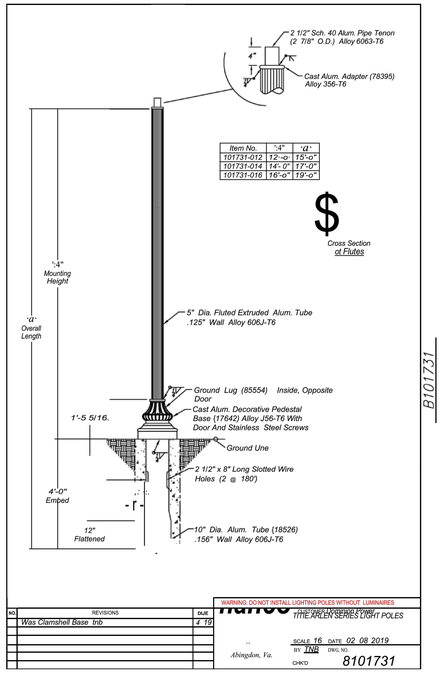

Item No.	"A"	"B"
101731-012	12'-o"	15'-o"
101731-014	14'-0"	17'-0"
101731-016	16'-o"	19'-o"

B101731

NO	REVISIONS	DUE
	Was Clamshell Base tnb	4 19

WARNING: DO NOT INSTALL LIGHTING POLES WITHOUT LUMINAIRES

THE ARLEN SERIES LIGHT POLES

Abingdon, Va.

SCALE 16 DATE 02 08 2019
BY TNB DWG. NO.
CHK'D 8101731

NOTE:
TOP OF CONCRETE BASE THAT THIS POLE WILL BE MOUNTED ONTO SHALL BE INSTALLED FLUSH WITH THE SURROUNDING FINISHED GRADE, UNDER NO CIRCUMSTANCE SHALL THE CONCRETE BASE PROTRUDE MORE THAN 3" ABOVE THE ELEVATION OF THE SURROUNDING OR NEARBY WALKING SURFACE.

ORDERING INFORMATION
AS GN L2 N P73

Example: WFCL2 P20 30K

WFCL2	P30	3K	AS	BK	L3	N
Series	**Led performance package**	**LED Color temperature**	**Voltage**	**Housing color**	**Optics**	**Finial**
WFCL2 Utility Washington LED FCO	P10 1,500 nominal lumens (amber only) P20 4,500 nominal lumens P30 6,500 nominal lumens P40 8,500 nominal lumens P50 11,500 nominal lumens	AM True amber 27K 2700K CCT 30K 3000K CCT 40K 4000K CCT 50K 5000K CCT	AS Auto-sensing voltage (120 thru 277) 50/60 HZ AH Auto-sensing voltage (347 thru 480) 50/60 HZ	BK Black GR Gray GH Graphite GN Green PP Prime paint WH White BZ Bronze TOC RAL Color color (RAL**) CMC Custom color match	L2 Type 2 distribution full cutoff L3 Type 3 distribution full cutoff L4 Type 4 distribution full cutoff L5 Type 5 distribution full cutoff	N None B Ball S Spike

P7E

Options: *Option Compatibility Matrix on page 3 of 4*

AO	Field Adjustable Output	P3E	NEMA Twist Lock Dimming Photocontrol Receptacle - 3 PIN. Externally mounted	L1H	1.5 ft prewired leads
DE	ROAM Hardware DecoNode and DCM Factory Installed	P7E	NEMA Twist Lock Dimming Photocontrol Receptacle - 7 PIN. Externally mounted	L03	3ft prewired leads
FPDxx	Factory Programmed Driver	RME	ROAM Node (External)	L10	10 ft prewired leads
P3	NEMA Twist Lock photocontrol receptacle - 3 PIN receptacle only.	RME3	347V ROAM NODE (External)	L20	20 ft prewired leads
P7	NEMA Twist Lock Dimming photocontrol receptacle - 7 PIN receptacle only.	RME4	480V ROAM NODE (External)	L25	25 ft prewired leads
PCS	DTL twistoff photocontrol for solid-state lighting 120-277V	PSC	Shorting cap	L30	30 ft prewired leads
PCLL	DTL long life twistlock photocontrol for solid-state AS	HSS	House side shield	NL1X1	NEMA Label 1"X 1"
PS4	DTL long life twistlock photocontrol for solid-state 347V			NL2X2	NEMA Label 2" X 2"
P48	DTL long life twistlock photocontrol for solid-state 480V			20KV	20KV/10kA surge protection
PND	Part night dimming - down to 50%				

Accessories: *Order as separate catalog number*

XICL2HSS1	Field Accessory - Louvered house side shield (Qty 1)
XICL2HSSJ50	Field Accessory - Louvered house side shield (Bulk Qty 50)
XICL2SPD10KAS	10kV/5kA Extreme surge 120-277V
XICL2SPD10KAH	10kV/5kA Extreme surge 480V
XICL2SPD20KAS	20kV/10kA Extreme surge 120-277VV
XICL2SPD20KAH	20kV/10kA Extreme surge 480V

Dominion Energy

Outdoor Lighting Pole Specifications

Decorative Fluted Tapered Aluminum for Post Top Luminaires

Fluted tapered pole with structural Arlen style base constructed of aluminum alloy for single or twin post top luminaires. Poles are available directly embedded or base mounted for use with underground supplied conductors only. Anchor base poles require customer-installed and maintained concrete pole foundations and anchor-bolts.

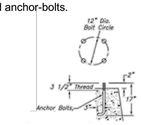

Light fixtures that match well with this pole include:

- All LED Acorn styles
- All LED Colonial styles
- Premium LED Cutoff styles
- Premium LED Lantern styles

POLE SPECIFICATIONS

FIXTURE MOUNTING HEIGHT (ft)	TOTAL POLE LENGTH (ft)	BASE DIAMETER (in)	BASE HEIGHT (in)	EMBED or ANCHOR BASE	FINISH COLOR	WMIS CU	POLE ONLY STOCK #
12.0	16.0	17.0	17.0	Embed	Black RAL-9017	PA16ARB	42337639
12.0	16.0	17.0	17.0	Embed	Green RAL-6009	PA16ARM	42337642
14.0	18.0	17.0	17.0	Embed	Black RAL-9005	PA18ARB	42337640
14.0	18.0	17.0	17.0	Embed	Green RAL-6009	PA18ARM	42337643
16.0	20.0	17.0	17.0	Embed	Black RAL-9005	PA20ARB	42337641
16.0	20.0	17.0	17.0	Embed	Green RAL-6009	PA20ARM	42337644
12.0*	12.0	12 inch bolt circle	Anchor	Black RAL-9017	PA12ABAB	42337782
12.0*	12.0	12 inch bolt circle	Anchor	Green RAL-6009	PA12ABAM	42337785
14.0*	14.0	12 inch bolt circle	Anchor	Black RAL-9005	PA14ABAB	42337783
14.0*	14.0	12 inch bolt circle	Anchor	Green RAL-6009	PA14ABAM	42337786
16.0*	16.0	12 inch bolt circle	Anchor	Black RAL-9005	PA16ABAB	42337784
16.0*	16.0	12 inch bolt circle	Anchor	Green RAL-6009	PA16ABAM	42337887

*** Approximate based on height above grade to top of anchor base**

Many localities have restrictions on light distribution and placement of outdoor lighting equipment. Consult with your local government before selecting outdoor lighting equipment.

christopher consultants
4035 ridge top road
suite 601
fairfax, va 22030
p 703.273.6820
engineering • surveying • land planning

COMMONWEALTH OF VIRGINIA
JOHN L. HELMS
Lic. No.52485
08/11/2023
PROFESSIONAL ENGINEER

N29 APARTMENTS
GENERAL DEVELOPMENT PLAN

CITY OF FAIRFAX, VA

MARK	DATE	DESCRIPTION
1	11-30-2022	ADDRESSED PER CITY COMMENTS
2	04-28-2023	ADDRESSED PER CITY COMMENTS
3	08-11-2023	ADDRESSED PER CITY COMMENTS

PROJECT No.: 21082.002.00
DRAWING No.: 111772
DATE: 2022-07-15
SCALE: N/A
DESIGN: LBD,ZY
DRAWN: ZY
CHECKED: JR

SHEET TITLE:

LIGHTING DETAILS

SHEET No.

PI_951