

## CALL TO ARTISTS: ART BENCHES IN THE CITY OF FAIRFAX

City of Fairfax, VA

Submittal Deadline: 4:00 P.M. ET, September 7, 2026

Award: \$6,000 per bench

### Overview

The City of Fairfax Office of Cultural Arts is pleased to announce this Call to Artists seeking mural designs to be painted on three Noblewins benches. Noblewins benches are made from retired wind turbine blades, and help solve a global waste stream problem while also reshaping the landscape of public art. Each one is a unique canvas for creative expression.

Three benches – each a different Noblewins model – will be installed at locations across the City of Fairfax: Ashby Pond, Pat Rodio Park, and Ratcliffe Park. The models include:



#### Everglade

A shaded swing bench featuring a perforated curved frame.

**Width:** 96"

**Depth:** 36"

**Height:** 86"

**Seat Height:** 18"

**Seat Width:** 48"



#### Arch

A traditional backed bench beneath a curved, perforated shade structure.

**Width:** 96"

**Depth:** 36"

**Height:** 87"

**Seat Height:** 18"

**Seat Width:** 80-82"



#### Acadia

A traditional bench beneath a triangular, contemporary shade structure.

**Width:** 50-70"

**Depth:** 30"

**Height:** 91-112"

**Seat Height:** 18"

Submissions for each bench will be considered separately. Three awards of \$6,000, one for each bench, will be given in total.

Technical specifications can be found at the end of this document. Murals will be applied only to the white frames shown in the reference images; the seating surfaces will not be painted. Benches come primed and ready for artists to apply their designs directly on site. Artists are responsible for all on-site painting and mural execution.

### **Deadline**

The deadline for all submissions in response to this call is 4:00 PM ET on September 7, 2026.

### **Eligibility**

This call is open to all artists age 18 and above with preference given to those residing in Northern Virginia.

Submitted designs must be original artwork.

Artists are required to be a licensed business and be insured.

### **Juried Selection Process**

Members of the City of Fairfax Public Art Committee and staff from Fairfax City will review the proposals. The selected design will be chosen, and the artist notified by electronic mail by close of business on September 21, 2026.

### **Selection Criteria**

The panel will use the following criteria:

- Artistic merit and graphic strength of the proposed design;
- Contribution to aesthetic and cultural atmosphere of the City;
- Appropriateness of subject and concept for a public space;
- Completeness of the submission as outlined in this announcement.

Artwork will be deemed inappropriate which portrays: content which violates copyright or other known legal ownership interest; profanity, obscenity, indecency, violence, pornography; discrimination on the basis of race, creed, color, age, religion, gender, sexual orientation, or nationality; defamation or personal attacks.

### **Artwork Location**

These benches will be placed at three locations across the City of Fairfax:

- Acadia Bench: [Ashby Pond \(9817 Ashby Road, Fairfax, VA 22031\)](#)
- Arch Bench: [Pat Rodio Park \(3800 Keith Avenue, Fairfax, VA 22030\)](#) or alternate location
- Everglade Bench: [Ratcliffe Park \(10300 Sager Avenue, Fairfax, VA 22030\)](#)
  - Ratcliffe Park was previously home to a popular piece of public art – a carved tree located near the center of the playground. The tree has since been removed due to structural concerns. Designs for the Everglade bench are encouraged to incorporate this history into their composition.

## **Payment**

The selected artist/artist team will be awarded \$6,000 for the design concept/paint/supplies needed to execute the project (one bench).

The City of Fairfax will own the copyrights and enjoy the unlimited, licensed use of the selected designs for program purposes. The City will not profit from the use of the art.

## **Submission Requirements**

Please email all application materials to Will Quinn, Cultural Arts Manager for the City of Fairfax, at [will.quinn@fairfaxva.gov](mailto:will.quinn@fairfaxva.gov). Please contact with any questions.

Respondents should submit the following materials by 4:00 PM ET on September 7, 2026.

1. Artist/Team Name, Point of Contact, Business Name, Mailing Address, Telephone Number, Email Address, and Website.
2. Statement of Interest briefly addressing the concept, design, and how you approached the project.
3. One-page resume or curriculum vitae.
4. Annotated List of Images: Please include the artist's name as a heading and a brief description of each image including title and original medium.
5. Design Proposal. Designs must be submitted as high-quality image file in web-quality JPG file.

## **Submission Guidelines and Design Considerations:**

1. Submitted designs must showcase original artwork.
2. Artists may submit proposals for more than one bench. Proposals for each bench will be considered separately.
3. The art may be a new original piece or an existing work of the artist and may not be on display in other public art programs (not including gallery exhibitions.)
4. Designs that incorporate commercial advertisement will not be considered.
5. Would like the murals to be accessible and equitable in design and concept. For example, if featuring text, also include multiple languages and/or Braille. If including people, feature a display of the diversity in the City.
6. Murals must be painted on site.
7. Approved paint types:
  - a. Sherwin-Williams Resilience, SuperPaint, or Duration Exterior Acrylic
  - b. Nova Color Acrylic Artist Paints
  - c. Behr Ultra or Marquee Exterior Acrylic Latex

## **Timeline/Disclaimer**

Announcement of Call to Artists/RFP Response: June 18, 2026

Response from Artists Due: September 7, 2026

Selection Committee Reviews Proposals: Mid-September

Selected Artist Contacted: September 21, 2026

Mural Installation: Late-September, early-October

The City of Fairfax reserves the right to delay or reschedule, cancel or reissue this Call for Artists for any reason it deems necessary.

The City of Fairfax does not discriminate on the basis of race, color, age, ethnicity, religion, national origin, pregnancy, sexual orientation, gender identity, genetic information, sex, marital status, disability or status as a U.S. veteran and is an Equal Opportunity Employer.

**Additional Technical Specifications**

See next page.

---

# TURNING YOUR BENCH INTO FUNCTIONAL ART



NOBLEWINS

## DESIGN MOCKUPS & ARTIST CALL-OUTS

We invite schools, artists, and community groups to submit mural designs for Noblewins pieces - each product is a unique canvas for creative expression. Product images for design mockups follow this one-pager. Artists can sketch directly on them, overlay digital designs, or submit concept art.

## SURFACE INFO

To ensure the best results, please follow these guidelines:

- Paint within 30 days of delivery for optimal adhesion and durability. If the product is stored indoors and protected from moisture and sunlight, it may last longer - but the surface must remain clean and dry.
- If painting after 60 days, we recommend a light sanding or cleaning to remove any dust or surface breakdown before applying paint.
- If your product arrives wrapped, remove all wrapping immediately upon delivery. Leaving it wrapped can trap moisture and damage the primer.

## PAINTING A MURAL

### Step 1: Prep the Surface

- Wipe clean with a damp cloth
- If dusty or slick, lightly scuff with 220-grit sandpaper and wipe again
- Ensure the surface is dry before painting

### Step 2: Recommended Paints

- Sherwin-Williams Resilience, SuperPaint, or Duration Exterior Acrylic
- Nova Color Acrylic Artist Paints
- Behr Ultra or Marquee Exterior Acrylic Latex

### Step 3: Optional Clear Coat for Protection

- Sher-Clear 1K (Sherwin-Williams)
- World's Best Graffiti Coating
- Golden MSA Varnish (Gloss or Satin) with UVLS
- Apply 1-2 coats once mural is fully dry (24-48 hrs)
- Always test a small area first for compatibility

## VINYL WRAPPING (ALTERNATIVE TO PAINTING)

Recommended Vinyl Materials

- 3M Controltac Graphic Film IJ180
- Avery Dennison MPI 1105 SuperCast
- Orajet 3951RA + Oraguard 290 laminate

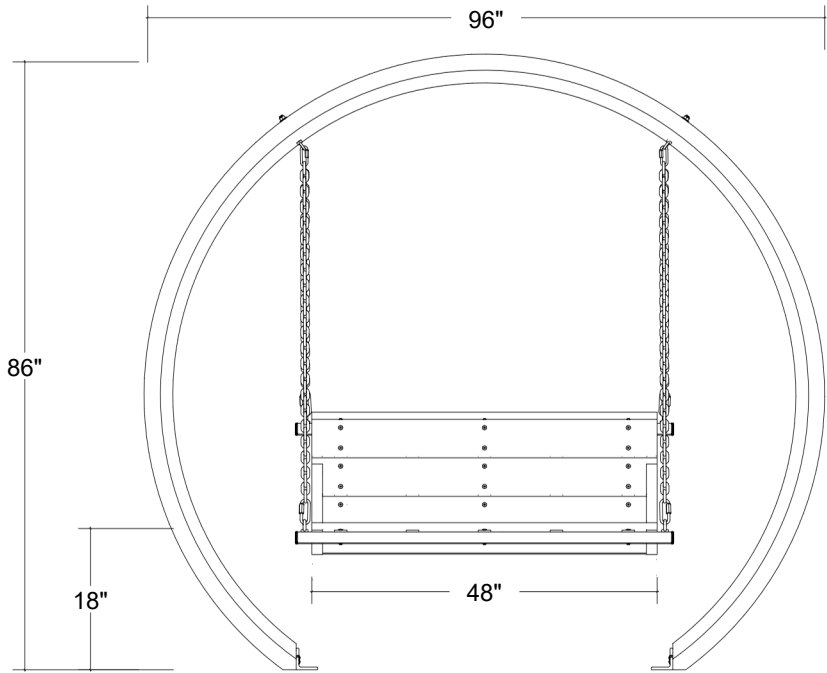
Application Tips

- Clean surface thoroughly
- Apply between 60°F-80°F
- Use heat guns and tools for curves
- Laminate for UV/graffiti protection

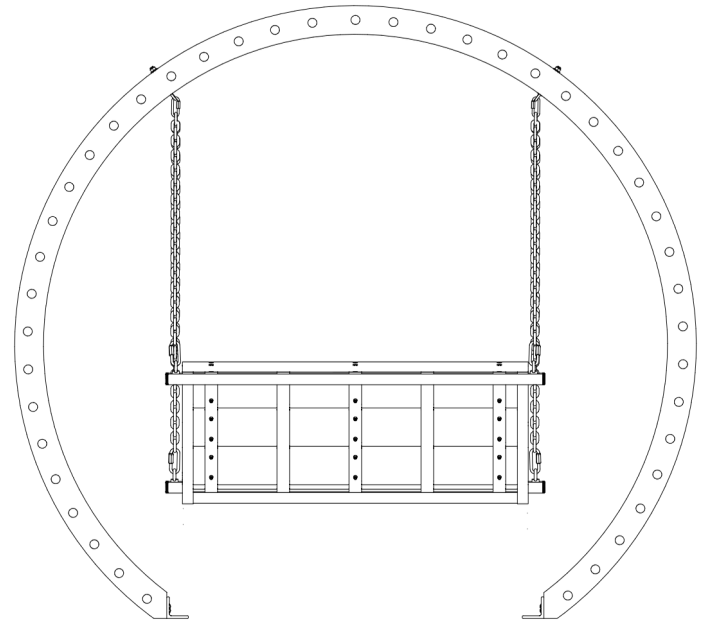





**NOBLEWINS**



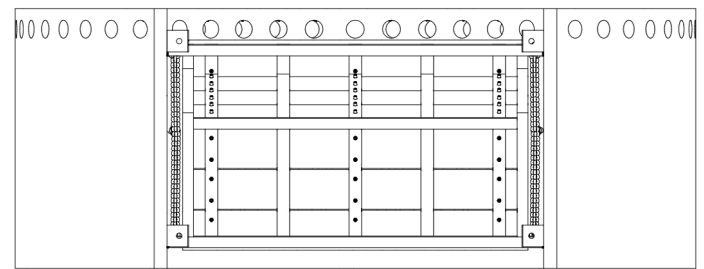
**Front View**



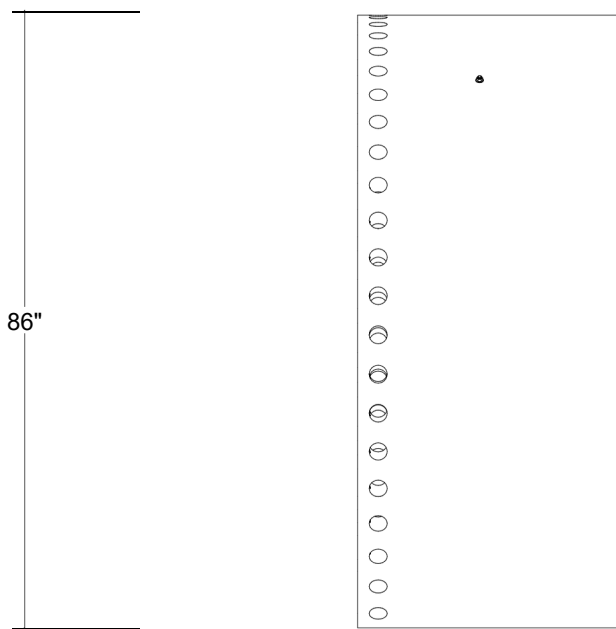
**Back View**



**Top View**



**Bottom View**



**Left View**



**Right View**

Everglade  Noblewins	Specification		Product Composition		
	Metric	Details	Material	% /Weight	Details
Product Footprint	36"(D) x 96"(W) x 86"(H)		GFRP	≈ 88.2%	Reclaimed from retired wind turbine blades, engineered for extreme weather resistance and hurricane-force durability.
Suggested Concrete Pad Size (ADA)	156" x 216" x 4"		Composite Board	≈ 7.2%	Weather-resistant material repurposed from post-industrial composite waste streams.
Product Weight	≈ 1,500 lbs		Aluminum	≈ 3.9%	Corrosion-resistant structural components for long-term integrity in public spaces.
Anchoring Style	Surface Mounted: 1/2" Wedge Anchors		316 Stainless Steel	≈ 0.7%	Premium-grade hardware for maximum oxidation resistance and permanent security.

# VINYL WRAP

EVERGLADE

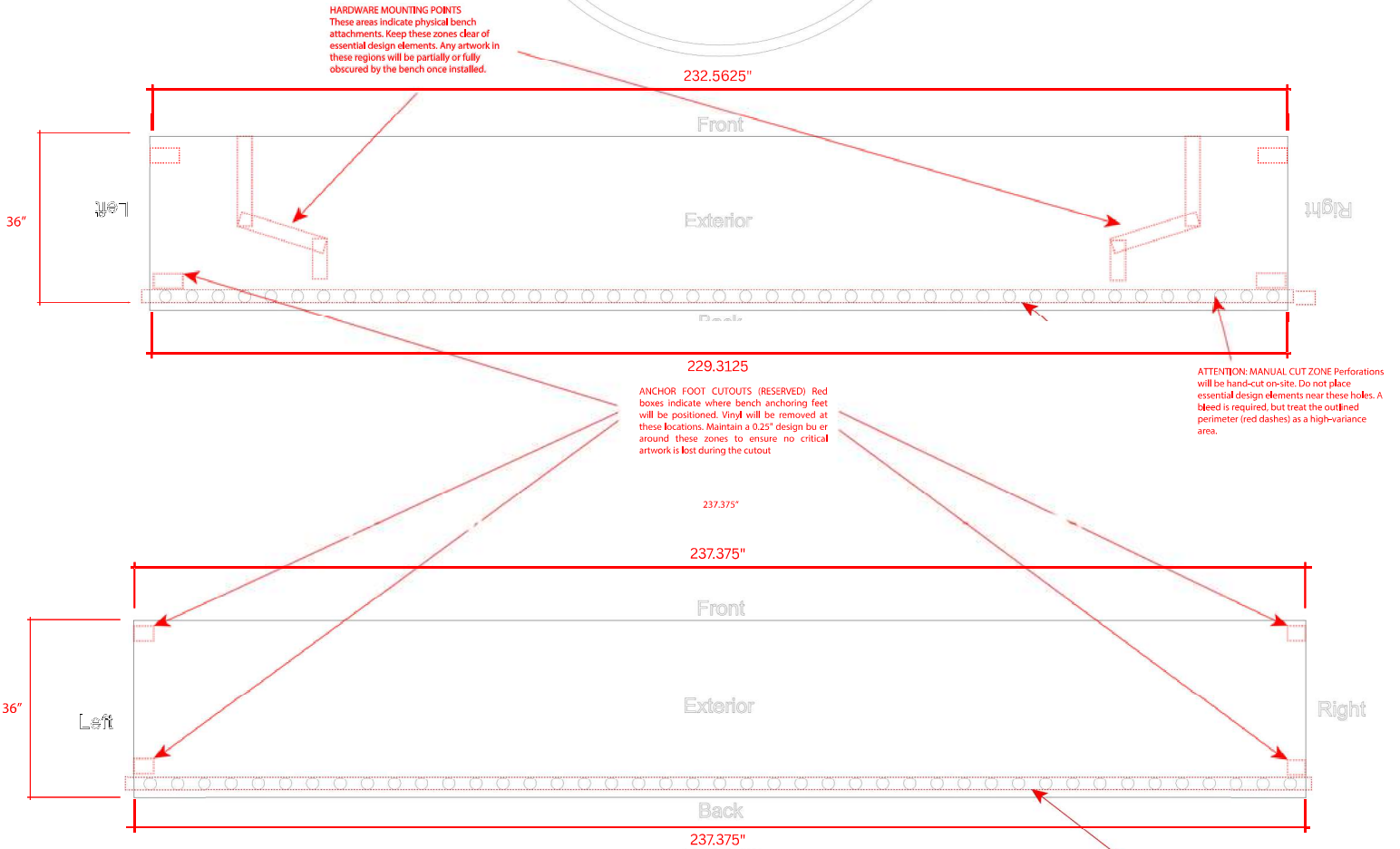
**NOBLEWINS**  
THE BENCHMARK FOR PUBLIC ART



## Quick Dimensions


Interior: 20' x 3'

Exterior: 20' x 3'



When preparing your artwork, please ensure all background elements and graphics extend a minimum of 3" beyond the trim line on all sides.

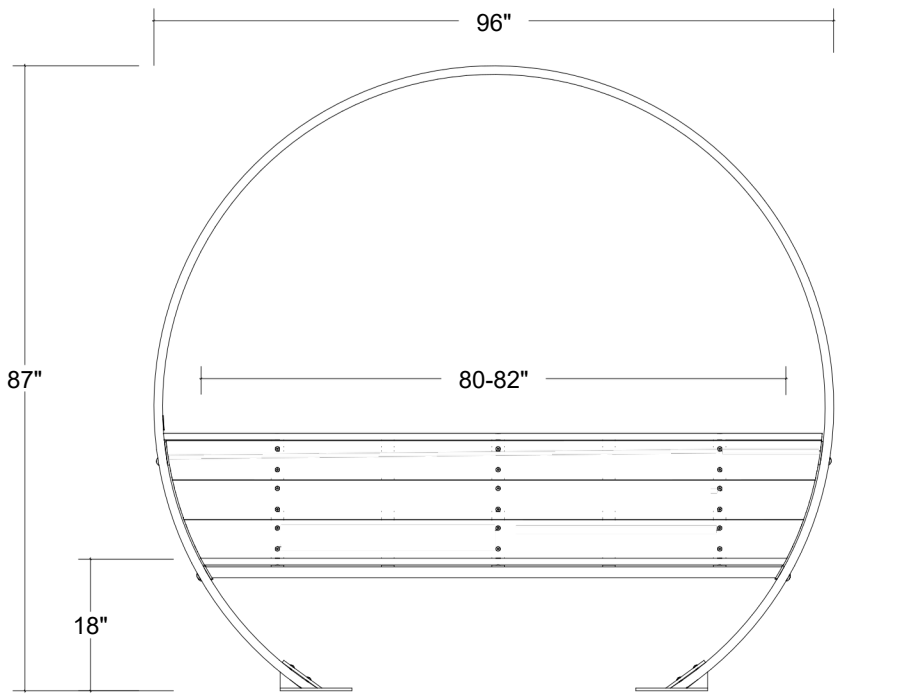
This extra bleed room is essential to account for the unique contours of the repurposed turbine blade and to allow for precision during the trimming process. Please keep all critical text and logos within the primary "safe zone" to ensure no vital information is lost during the final adjustment.



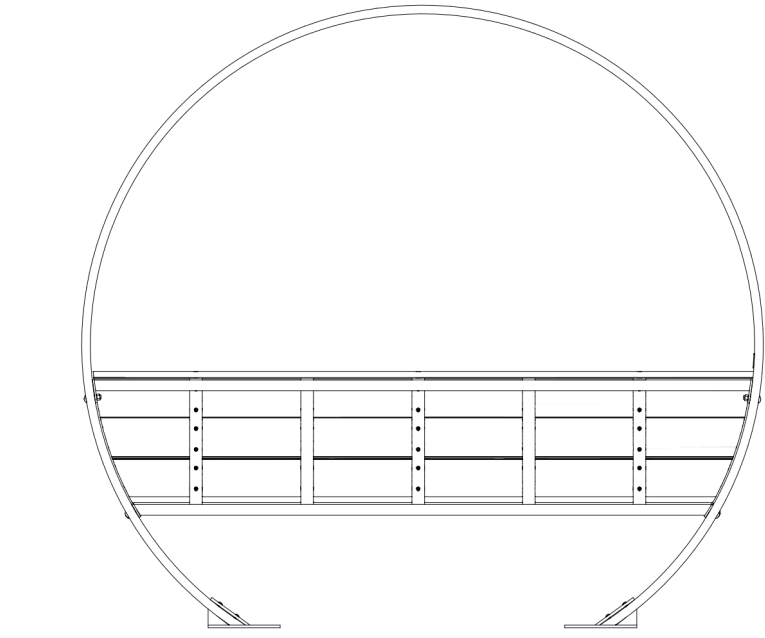
**ATTENTION: MANUAL CUT ZONE**  
Perforations will be hand-cut on-site. Do not place essential design elements near these holes. A bleed is required, but treat the outlined perimeter (red dashes) as a high-variance area.



**NOBLEWINS**



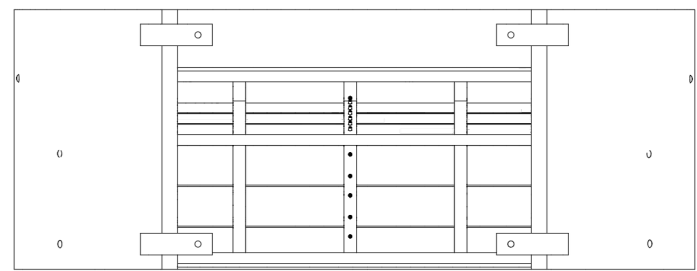
**Front View**



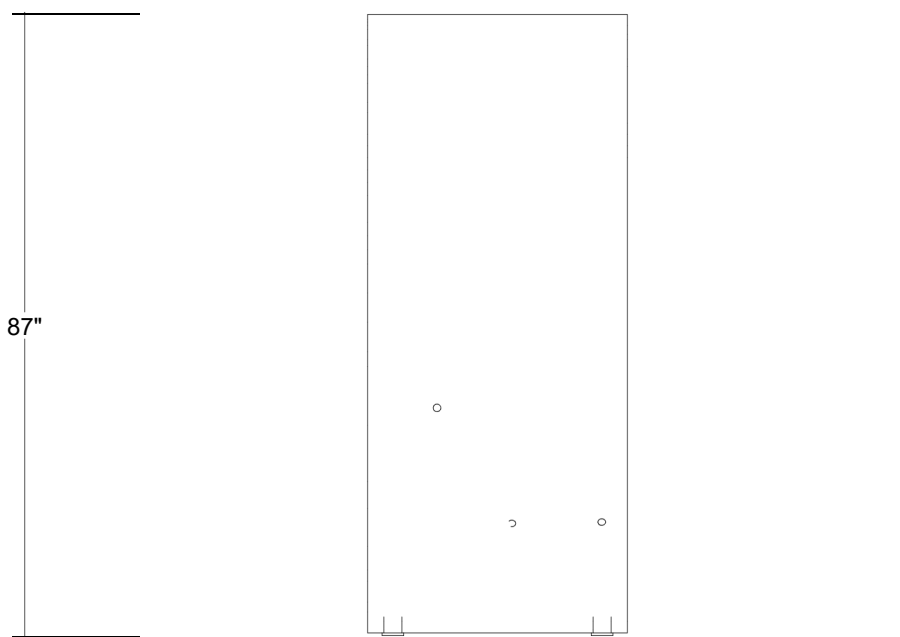
**Back View**



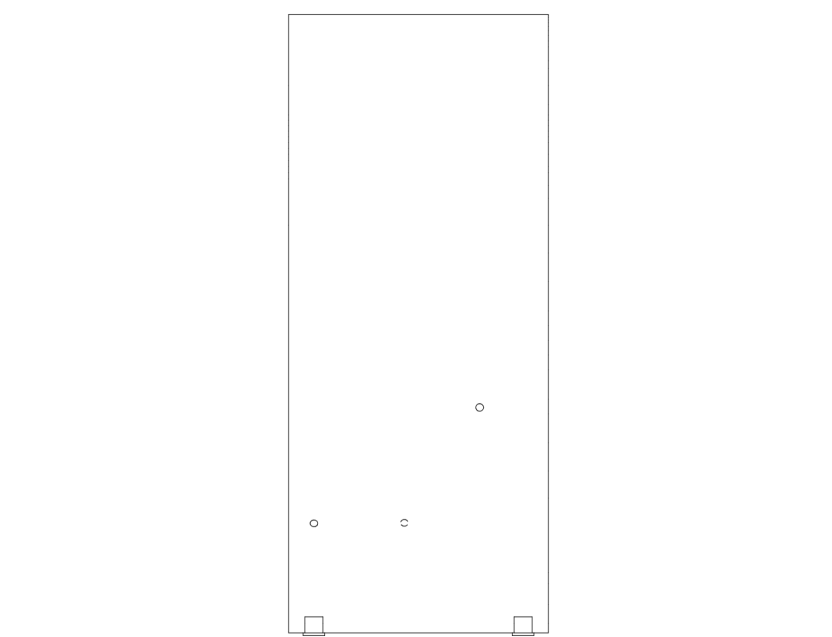
**Top View**



**Bottom View**



**Left View**



**Right View**

Arch	Specification		Product Composition		
	Metric	Details	Material	% /Weight	Details
Noblewins	Product Footprint	36"(D) x 96"(W) x 87"(H)	GFRP	≈ 88.2%	Reclaimed from retired wind turbine blades, engineered for extreme weather resistance and hurricane-force durability.
	Suggested Concrete Pad Size (ADA)	156" x 216" x 4"	Composite Board	≈ 7.2%	Weather-resistant material repurposed from post-industrial composite waste streams.
	Product Weight	≈ 885 lbs	Aluminum	≈ 3.9%	Corrosion-resistant structural components for long-term integrity in public spaces.
	Anchoring Style	Surface Mounted: 1/2" Wedge Anchors	316 Stainless Steel	≈ 0.7%	Premium-grade hardware for maximum oxidation resistance and permanent security.

# VINYL WRAP

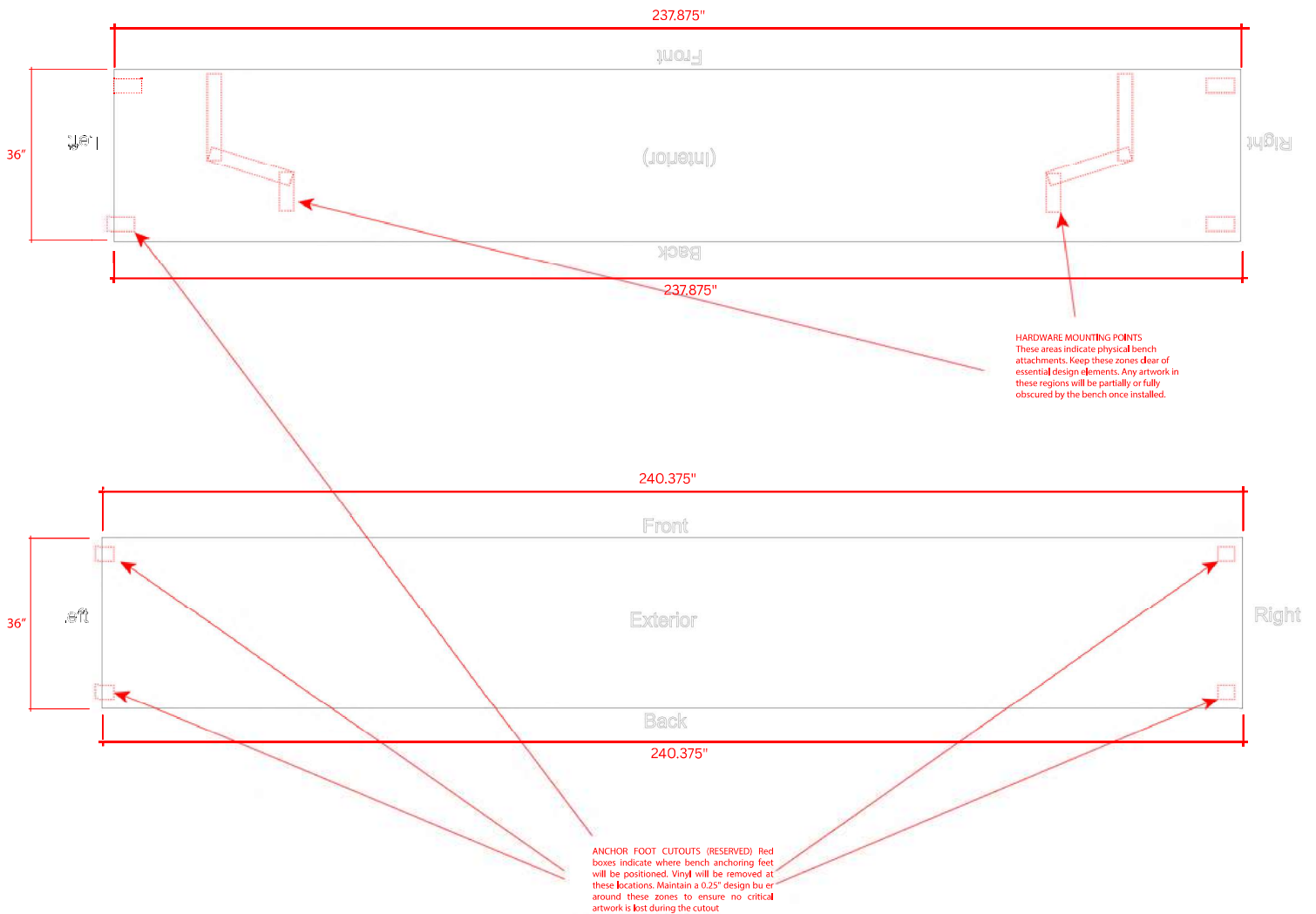
ARCH



## Quick Dimensions

Interior: 20' x 3'

Exterior: 20' x 3'



When preparing your artwork, please ensure all background elements and graphics extend a minimum of 3" beyond the trim line on all sides.

This extra bleed room is essential to account for the unique contours of the repurposed turbine blade and to allow for precision during the trimming process. Please keep all critical text and logos within the primary "safe zone" to ensure no vital information is lost during the final adjustment.

# ACADIA

WIDTH: 50-70"

DEPTH: 30"

HEIGHT: 91-112"



NOBLEWINS

